

EARTHQUAKE EARTHQUAKE

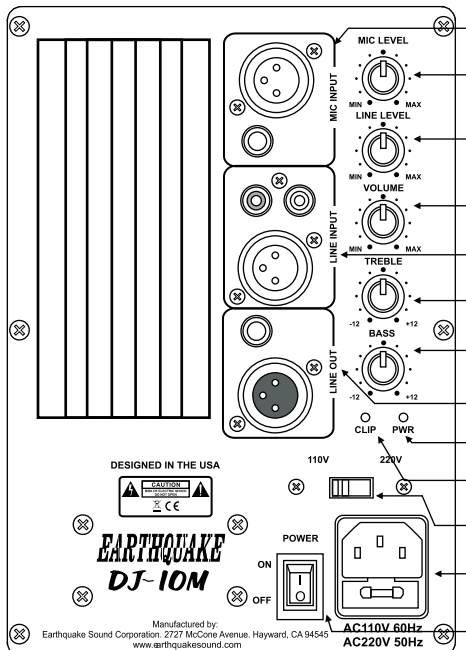
MODEL NO:

DJ-10M



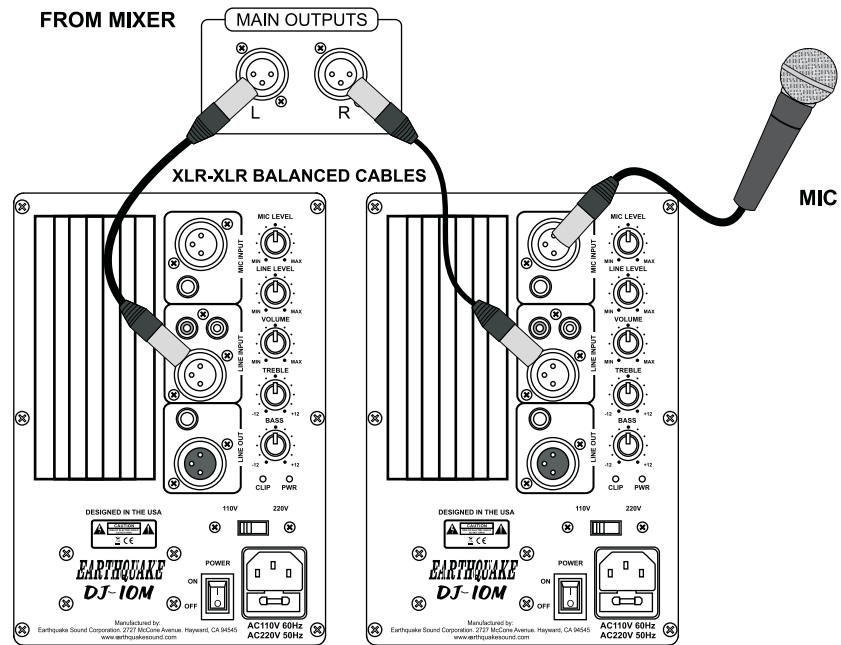
- 2-WAY HIGH POWERED SPEAKER SYSTEM
- 600W PEAK BUILT-IN BI-AMPLIFIER
- 10" HIGH EFFICIENCY WOOFER
- COMPRESSION DRIVER
- FREQUENCY RESPONSE OF 50Hz TO 20kHz
- WIDE DISPERSION HORN DESIGN
- ABS IMPACT RESISTANT NYLON FIBER CABINET
- 1/4" & XLR MIC INPUTS
- XLR & RCA BALANCED LINE INPUTS
- 1/4" & XLR OUTPUT CONNECTORS
- MIC, LINE, VOLUME, BASS & TREBLE CONTROLS
- STAND MOUNTABLE
- CLIP ALERT RED LED INDICATOR
- FRONT BASS BLUE LED INDICATOR
- DIMENSIONS (H x W x D): 21-1/4" x 13-1/2" x 12"

DJ-10M CONTROLS & FEATURES

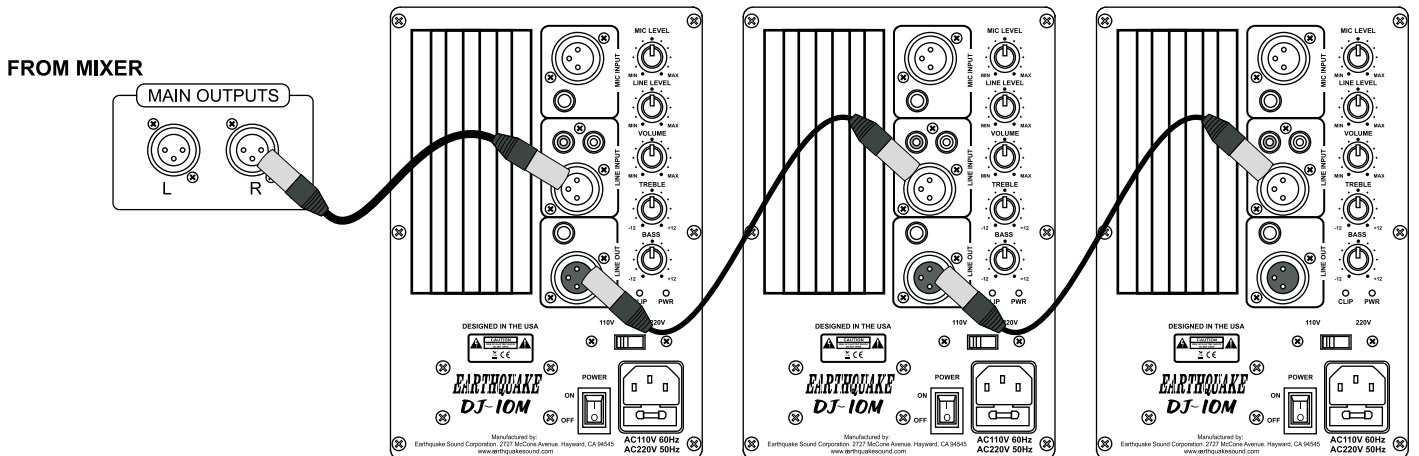


1. MIC INPUTS: XLR & 1/4" JACK
2. MIC INPUT LEVEL/VOLUME
3. LINE LEVEL INPUT CONTROL
4. OUTPUT VOLUME CONTROL
5. BALANCED LINE INPUTS: RCA & XLR
6. TREBLE CONTROL
7. BASS CONTROL
8. LINE OUTPUTS: 1/4" JACK & XLR
9. POWER LED INDICATOR
10. CLIPPING LED INDICATOR
11. 110V/220V AC SELECTOR SWITCH
12. AC POWER INLET WITH FUSE HOLDER
13. MAIN POWER SWITCH

TYPICAL SETUP



SPEAKER LOOPING



AVAILABLE ACCESSORIES (SOLD SEPARATELY)

ST-35SM (STEEL/METAL) SPEAKER TRIPOD/STAND

ST-60AP (ALUMINUM/PLASTIC) SPEAKER TRIPOD/STAND

