


6.5" Active Studio Monitor

Where precision meets power, and every detail of your music comes to life, experience audio bliss with the new SM6BT Professional Studio Monitor from Earthquake Sound. This 2-way active studio monitor speaker is designed for high-resolution audio and built from the ground up with high-quality components to ensure an exceptional listening experience.

The SM6BT is not only a powerhouse when it comes to performance but also offers modern day convenience from the latest Bluetooth® technology. With

a wireless range of up to 100 meters, users can stream their favorite music to the SM6BT via Bluetooth v5.3 and True Wireless Stereo (TWS) pairing. Balanced and unbalanced inputs and subwoofer output are also provided for ultimate flexibility for a broad range of audio setups.

Whether you're an audio professional or a passionate music enthusiast, the SM6BT by Earthquake is a testament to precision engineering and an unwavering commitment to audio excellence.



The Perfect Blend of Professional-Level Audio Precision & Everyday Usability

Key Features

Bi-amplified Power Amplifier

Powered by a high-end bi-amplification architecture, each drive unit in the SM6BT has its own dedicated amplifier. A total of 130W of Class AB power drives both the woofer and ribbon tweeter (30W HF / 100W LF).

Crystal Clear High Frequencies

Designed for high-resolution audio and an exceptional listening experience, the custom 2-inch wide band ribbon tweeter captures the subtlest waveforms and the highest frequencies, allowing you to hear every nuance in your music.

Rich & Powerful Bass

Experience rich and distortion-free low frequency reproduction down to 35Hz with a 6.5" rigid low-mass woven carbon fiber cone woofer for a punchy bass response.

Lossless & Hi-Res Audio Streaming

Seamlessly stream high-fidelity audio with the SM6BT via Bluetooth v5.3 and True Wireless Stereo (TWS) pairing technology. This monitor allows wireless music transmission from Bluetooth-enabled devices up to 100 meters away. Enjoy unparalleled convenience and long-range connectivity for an immersive audio experience.

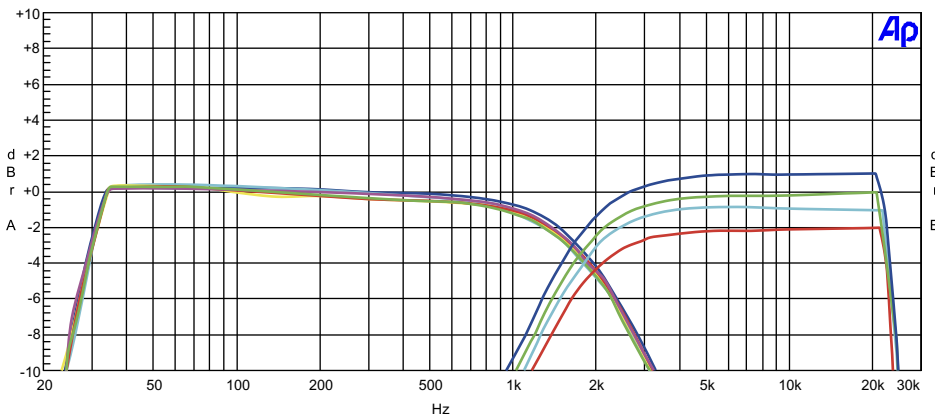
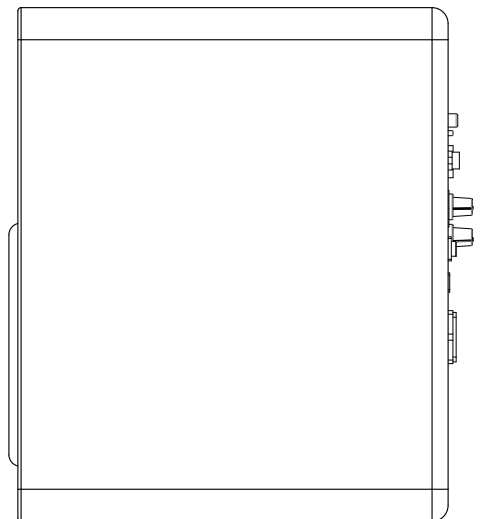
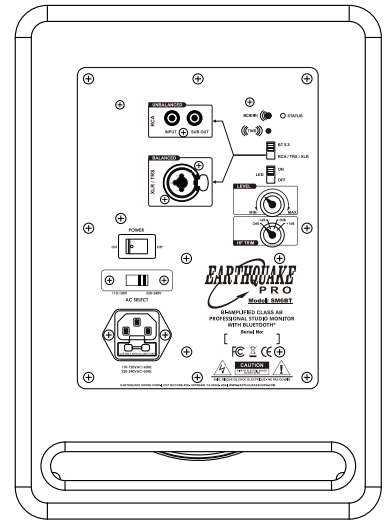
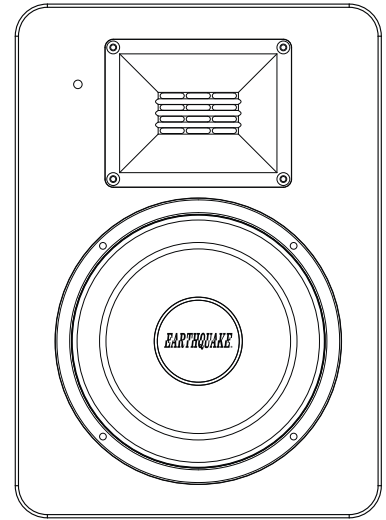
Inputs, Outputs, and Controls

To accommodate professional studios, each SM6BT is equipped with a balanced XLR/TRS combo jack and unbalanced RCA inputs, ensuring compatibility with a wide range of audio equipment. A Subwoofer output is available to easily integrate additional bass when needed while a HF trim control empowers users to tailor the monitor for a more customized sound.

SM6BT

SPECIFICATIONS

Configuration	2-Way
System Type	Active (Bi-amplification Architecture) Class AB
Enclosure Type	Rear-Firing Bass Reflex
HF Driver	2" Wide Band Ribbon Tweeter
LF Driver	6.5" Carbon Fiber Cone Woofer
Frequency Range (-10dB)	35Hz–40kHz
Crossover Frequency	2.8kHz @ 12dB/Oct
Power Rating (HF / LF)	30 Watts / 100 Watts
Peak SPL	108dB
Subsonic Filter	25Hz
Inputs	Balanced XLR/TRS Combo Jack Unbalanced RCA Bluetooth v5.3 with TWS Pairing
Outputs	RCA Subwoofer Out
Controls	System Level (-80dB to +8dB) HF Level (-2dB, -1dB, 0, +1dB)
Supported Audio Formats	aptX™, aptX™ HD, aptX™ Adaptive, FLAC, FastStream, AAC, AAC+, MP3, SBC
Cabinet Construction	3/4" (20mm) MDF
Cabinet Finish	Painted Matte Black
Dimensions (H x W x D) Feet, amplifier, and grille	12.75" x 9" x 11.5" (324mm x 228mm x 292mm)



SM6BT

MSRP: \$1,199.00/PAIR



Earthquake Sound Corporation

2727 McCone Avenue, Hayward, CA 94545 • www.earthquakesound.com • 510-732-1000

©2024 Earthquake Sound Corporation

All copyrighted, trademarked, and patented elements mentioned herein are the sole property of Earthquake Sound Corporation.